

Twist and Wrap

Susan Whiteland

Arkansas Art Teachers Workshop

February 23, 2013

Recycled Newspaper Baskets



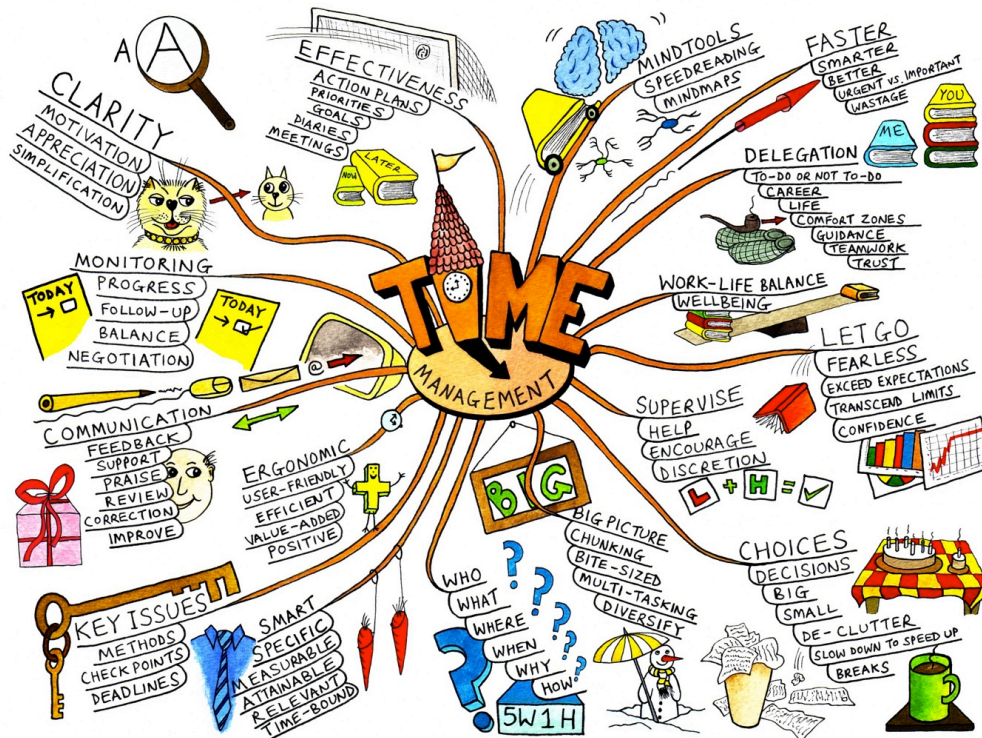
This workshop has been presented at Grandparent University at UNT and at the state level of TAEA. It focuses on three aspects:

1. Working together
2. Achieving common goals
3. Consideration of past, present and future

Intergenerational



Cross-curricular “big ideas”



Consider tying this project with a math, social studies or language arts lesson.

Opportunity for **reading** about the environment and how it is affected by recycling.

Students can **write** about their findings from research or what they learn through an interview with family members about memories that have to do with making objects from things recycled.

- <http://edudemic.com/wp-content/uploads/2012/09/mindmap.jpg>

Ideas about how to incorporate **math**?

Think About the Past

- Basket making is an ancient craft believed to have been used before pottery.
- Baskets lined with clay were used for cooking.
- Pine pitch was added to the inside of baskets to make them suitable for holding water.



Anasazi, or ancient ones ,
were early basket makers.

Newspaper Facts

Tales From the Present



Most people consume about three trees per year in newspapers. Over 55 million people in the US read newspapers amounting to 200 million trees every year for newspapers and books.

Recycling Newspapers

- In 2005 over 9 million tons of newspapers were recycled.
- 30% of newspapers end in landfills.
- Eco-systems are affected.
- Every ton of recycled paper saves 8,000 gallons of water and enough electricity to run a house for a year.



Recycling Provides Art Projects



Things you need for a newspaper basket are the following:

Sheets of Newspaper
Tapestry Needle
Yarn
Scissors

Steps to Making a Coil Basket



Roll up a double-page sheet of newspaper.

Thread tapestry needle.

Lasso the newspaper end.

Create a Cinnamon Roll Spiral



Twist and roll the newspaper into a cinnammon roll shape.



Insert the tapestry needle through the center of the spiral and wrap the outer edge of the newspaper coil.


Twist and Wrap Technique



Continue to twist and wrap the coils of newspaper. As more newspaper is needed slip onto the end of preceding coil. Stitch two rolls of the coils together at a time. Make the basket base as large as you desire.




Build Basket Wall



Once you have decided how large of a base your basket should have, position the next coil on top of the preceding coil.


The Future

Jackie Abrams, fiber artist.



Coiling Artists

Contemporary fiber artist Kate Anderson combines the ancient technique of coiling, with pop art. Donna Sakamoto Crispin creates coiled wire pendants and Clay Burnette creates pine needle basketry. See Basketmakers.org for more coiling artists.



Other recycled art projects



- Susan Stockwell

- <http://vimeo.com/19638449>
- <http://weburbanist.com/2008/06/04/recycled-art-from-trash/>
- <http://weburbanist.com/2008/06/15/7-more-awesome-trash-artists/>
- <http://www.hongkiat.com/blog/recycled-art-masterpiece-made-from-junks/>
- <http://www.webdesignerdepot.com/2009/12/non-trashy-recycled-and-trash-art/>

References and Websites

Basket making websites:

<http://www.princetonol.com/groups/iad/lessons/middle/Sue-baskets.htm>

<http://www.indiansummer.com/baskets.htm>

<http://www.tfaoi.com/aa/3aa/3aa513.htm>

Newspaper fact websites:

<http://www.naa.org/Resources/Articles/Public-Policy-Facts-About-Newspaper-Recycling/Public-Policy-Facts-About-Newspaper-Recycling.aspx>

<http://www.professorshouse.com/your-home/environmentally-friendly/recycling-newspapers.aspx>

Basket artists websites:

www. JackieAbrams.com

www.basketmakers.org

Arkansas Art Curriculum Standards

fw_finearts_K-8_121908_ed030309.pdf

Grandparent University at University of North Texas

<http://call.unt.edu/>

Presenter email:

swhiteland@astate.edu